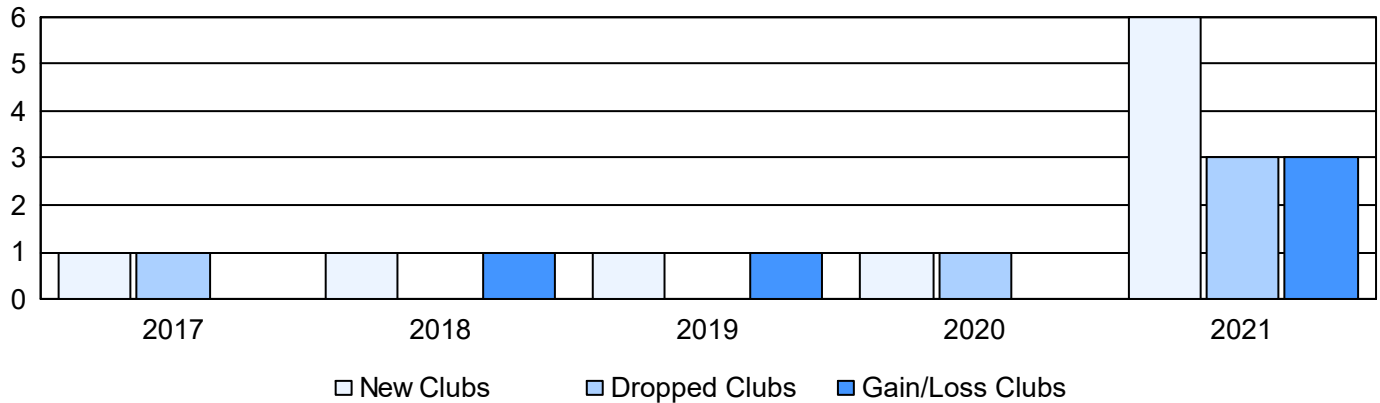
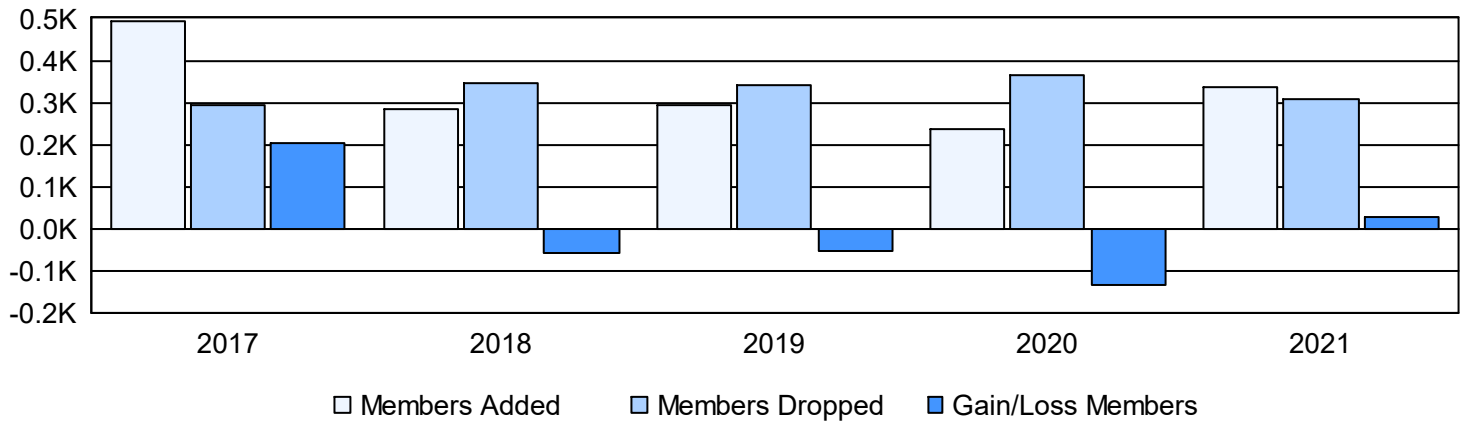


Year	New Clubs	Dropped Clubs	Gain/Loss Clubs	New Members	Charter Members	Reinstate Members	Transfer Members	Total Member Added	Total Members Dropped	Gain/Loss Members
2016-2017	1	1	0	444	32	13	6	495	294	201
2017-2018	1	0	1	246	26	10	3	285	345	-60
2018-2019	1	0	1	244	34	7	6	291	343	-52
2019-2020	1	1	0	177	28	11	18	234	366	-132
2020-2021	6	3	3	158	152	25	1	336	307	29
<b>Average</b>	<b>2</b>	<b>1</b>	<b>1</b>	<b>254</b>	<b>54</b>	<b>13</b>	<b>7</b>	<b>328</b>	<b>331</b>	<b>-3</b>

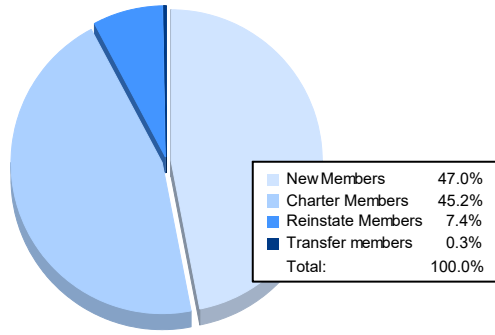
### Clubs



### Members



### Membership Composition June 2021 Cumulative



### Gender Composition June 2021 Cumulative

